
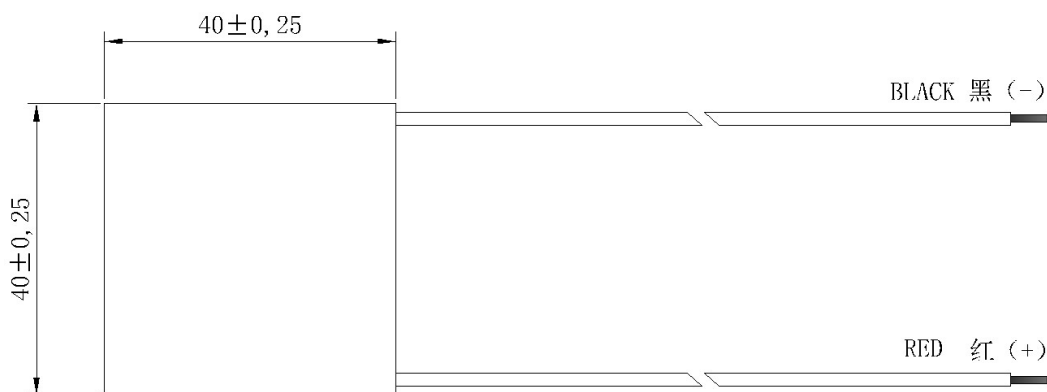


## TEG1-127-1.4-1.0 Thermoelectric Generator

### I. 组件尺寸(mm) Module Dimensions

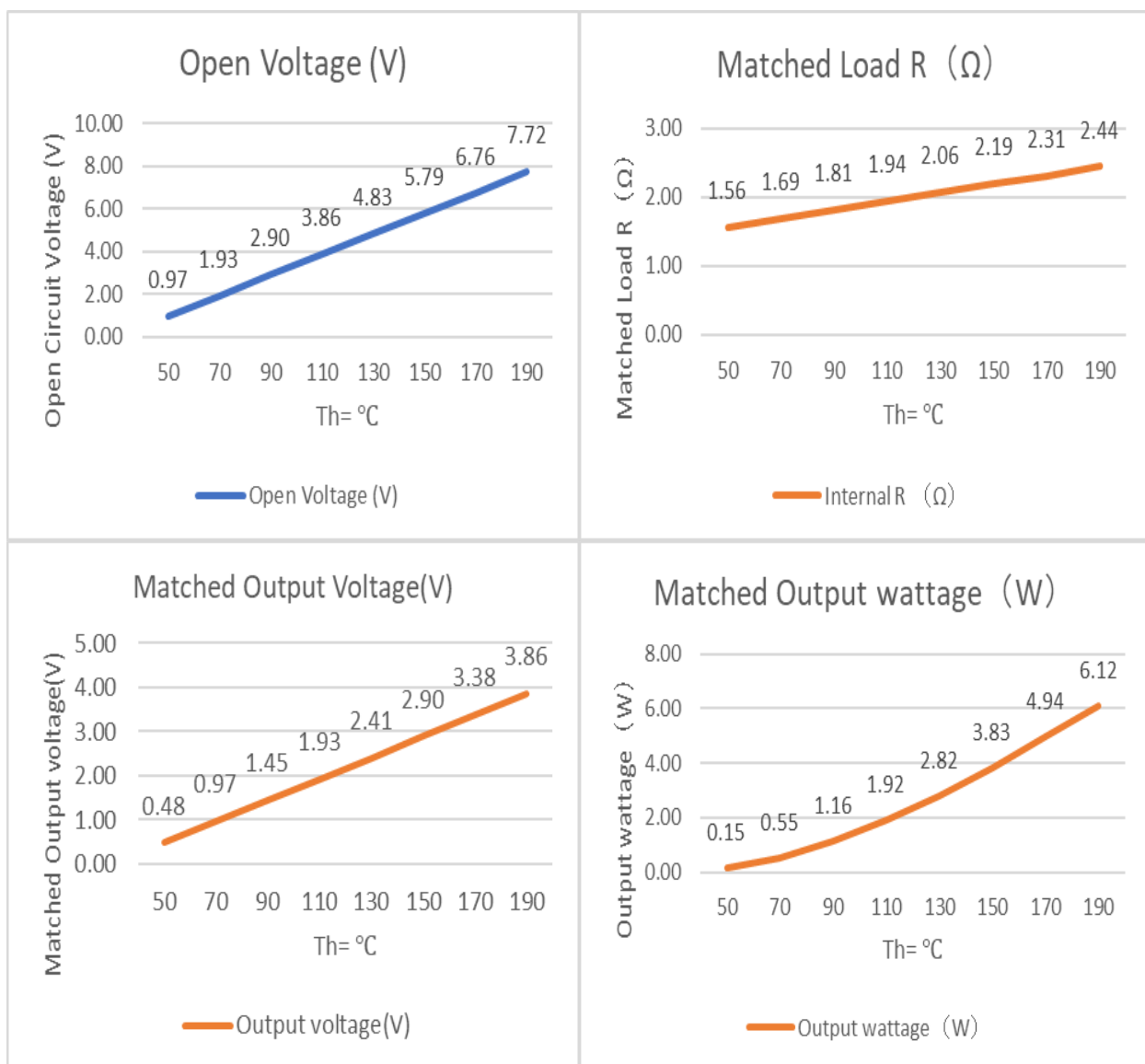


### II. Materials

1. Ceramic plate: 96%Al<sub>2</sub>O<sub>3</sub> white color
2. Seal: Sealed with 704 RTV
3. Thermoelectric material: Bismuth Telluride

### III. Module Performance

In Graphs,  $T_c = 30^\circ\text{C}$ , Working temperature:  $-40^\circ\text{C} \sim 200^\circ\text{C}$



Performance in Data table, Tc = 30°C

TH = °C	OPEN VOLTAGE (V)	OUTPUT VOLTAGE (V)	INTERNAL R (Ω)	LOAD R (Ω)	OUTPUT WATTAGE (W)
50	0.97	0.48	1.56	1.56	0.15
70	1.93	0.97	1.69	1.69	0.55
90	2.90	1.45	1.81	1.81	1.16
110	3.86	1.93	1.94	1.94	1.92
130	4.83	2.41	2.06	2.06	2.82
150	5.79	2.90	2.19	2.19	3.83
170	6.76	3.38	2.31	2.31	4.94
190	7.72	3.86	2.44	2.44	6.12

#### IV. The Correct Installation/Assemble method.

1. There is cooling fin in one side of the thermoelectric generator module, and the other side install heat resource, the planeness of the install surface can't over 0.03mm, the surface needs to be deburred and clean the dirty.
2. The module, cooling fin and heat resource should contact each other very well, the touch surface need cover with heat-conducting glue.
3. Locate the module, apply the force evenly, make sure not over-force, avoid crushing the module.